

# Whaly



## Whaly

secure, stable, impact resistant, practical and durable

[www.whaly.com](http://www.whaly.com)





Whaly boats are completely double-hulled craft made from a single piece of rotary moulded Polyethylene (PE).

The design, production method and high-quality impact-resistant polyethylene add up to an incredibly strong, virtually unsinkable, indestructible and low-maintenance boat with exceptional on-board space, safety and stability.


Whaly models 210, 270, 310, 370 and 435 are all excellently suited to recreational purposes, while the multipurpose 310, 370 and 435 models are ideal for professional usage. The Whaly models for professional use are designed to meet the customer's often stringent usage requirements. A business like a sailing school will want a safe and stable instruction boat that can take a bump, while shipping companies use Whaly boats as life-saving equipment that can be certified according to the NEN-EN 1914 standard.

The models for recreational use also excel for their safe and stable sailing, but here they are designable with a view to style, convenience and comfort. Something all user groups have in common is that they associate Whaly boats with the key properties of safe, stable, practical and durable.



Thanks to these properties, the versatile Whaly boats are usable for numerous purposes, including pleasure craft, workboats, tenders, lifeboats, angling craft, rentals and sailing school craft.

**In a nutshell: an ingenious design focused on stability, safety, extensive internal space and exceptional sailing properties.**







### **Whaly boats for sailing schools:**

Sailing schools have already discovered the Whaly's benefits. Whaly boats are virtually indestructible and have the highest freeboard of all instruction boats. This guarantees maximum safety for everybody on board.



### **Whaly boats for rental:**

Whaly boats are becoming increasingly popular rentals. They possess outstanding sailing properties and need little maintenance. Addition of the optional steering console makes it very easy for almost anyone to steer the Whaly, and if something does go wrong... the Whaly is easily able to withstand a collision without any damage to its lacquer or gel coating. And stability? Simply unbeatable!

### **Whaly boats for inland shipping:**

Whaly boats are deliverable in accordance with NEN-EN 1914. This makes the Whaly a very efficient safety craft for carrying aboard an inland vessel.



### **Whaly boats as instruction craft:**

Water sports clubs have found the Whaly to be a highly reliable instruction craft with a good price/quality ratio.

### **Whaly boats as tenders/auxiliary boats:**

More and more Whaly boats are being sold as tenders/auxiliary boats for yachts since the introduction of the 270 model. People fed up with inflating rubber dinghies will find this stable craft the perfect alternative. Sporty sailing, large storage space big enough for a fuel tank and goodbye to pumping up inflatables - super!



### **Whaly boats for leisure:**

Many waterside residents want a smooth-sailing, low-maintenance boat capable of taking a knock. Anybody can sail a Whaly. Want to take to the water for hour? Do some waterskiing? Sail around the canals? Go for an ice cream or drink somewhere? Pass below all bridges? A Whaly boat can do it all!





## Specifications Whaly 435

**Material:** Rotational Moulded Polyethylene (100% recyclable), UV Stabilized, double skin hull, made in one piece.

**Length:** 4,35 mtr.

**Width:** 1,73 mtr.

**Height:** 0,81 mtr.

**Stern height:** 0,51 mtr.

**Weight:** 165 Kg

**Max. persons:** CE cat. D 12 persons, cat C 8 persons

**Max. load:** CE cat. D 910 Kg, cat C 690 Kg (distributed, including motor)

**Max. outboard:** 30 hp (22 kW)

### Colors standard



Blue



Orange



Red



Grey (mix)



### Certificate

94/25/EG

2003/44/EG

NEN-EN1914 (option)



# Whaly 435



## Specifications Whaly 370

**Material:** Rotational Moulded Polyethylene (100% recyclable), UV Stabilized, double skin hull, made in one piece.

**Length:** 3,70 mtr.

**Width:** 1,73 mtr.

**Height:** 0,81 mtr.

**Stern height:** 0,51 mtr.

**Weight:** 135 Kg

**Max. persons:** CE cat. D 8 persons, cat C 6 persons

**Max. load:** CE cat. D 550 Kg, cat C 540 Kg (distributed, including motor)

**Max. outboard:** 20 hp (15 kW)

### Colors standard



Blue



Orange



Red



Grey (mix)



### Certificate

94/25/EG

2003/44/EG

NEN-EN1914 (option)



# Whaly 370





## Specifications Whaly 310

**Material:** Rotational Moulded Polyethylene  
(100% recyclable), UV Stabilized, double skin  
hull, made in one piece.

**Length:** 3,10 mtr.

**Width:** 1,73 mtr.

**Height:** 0,81 mtr.

**Stern height:** 0,41 mtr.

**Weight:** 105 Kg

**Max. persons:** CE cat. D 6 persons, cat. C 4 persons

**Max. load:** CE cat. D 390 Kg, cat. C 390 Kg  
(distributed, including motor)

**Max. outboard:** 10 hp (7,4 kW)

### Colors standard



### Certificate

94/25/EG  
2003/44/EG



## Specifications Whaly 270

**Material:** Rotational Moulded Polyethylene  
(100% recyclable), UV Stabilized, double skin  
hull, made in one piece.

**Length:** 2,70 mtr.

**Width:** 1,50 mtr.

**Height:** 0,80 mtr.

**Stern height:** 0,41 mtr.

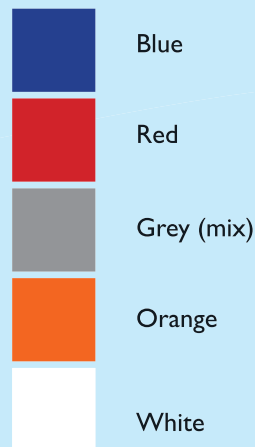
**Weight:** 69 Kg

**Max. persons:** CE cat. D 5 persons, cat. C 3 persons

**Max. load:** CE cat. D 356 Kg, cat. C 356 Kg  
(distributed, including motor)

**Max. outboard:** 8 hp (6 kW)

### Colors standard



### Certificate

94/25/EG  
2003/44/EG





## Specifications Whaly 210

Material: Rotational Moulded Polyethylene  
(100% recyclable)UV Stabilized, double skin hull,  
made in one piece.

Length: 2,10 mtr.

Width: 1,16 mtr.

Height: 0,63 mtr.

Stern height: 0,41 mtr.






Weight: 46 Kg


Max. persons: 3 persons

Max. load: 205 Kg (distributed, including motor)




Max. outboard: 2 hp (1,5 kW)

### Colors standard

|  |            |
|--|------------|
|   | Blue       |
|   | Red        |
|   | Grey (mix) |
|   | Orange     |
|  | White      |



### Colors standard

|   |            |
|---|------------|
|  | Grey (mix) |
|  | Blue       |
|  | Red        |

## Specifications Whaly FUNBOARD

Material: Rotational Moulded Polyethylene  
(100% recyclable), UV Stabilized, double skin  
hull, made in one piece.

Length: 2,90 mtr.

Width: 0,80 mtr.


Height: 0,20 mtr.

Weight: 20 Kg

Max. persons: 1 person







**Whaly Boats**  
The Netherlands

[www.whaly.com](http://www.whaly.com)  
[info@whaly.com](mailto:info@whaly.com)

*Whaly is a Dutch product*

Whaly Dealer: